
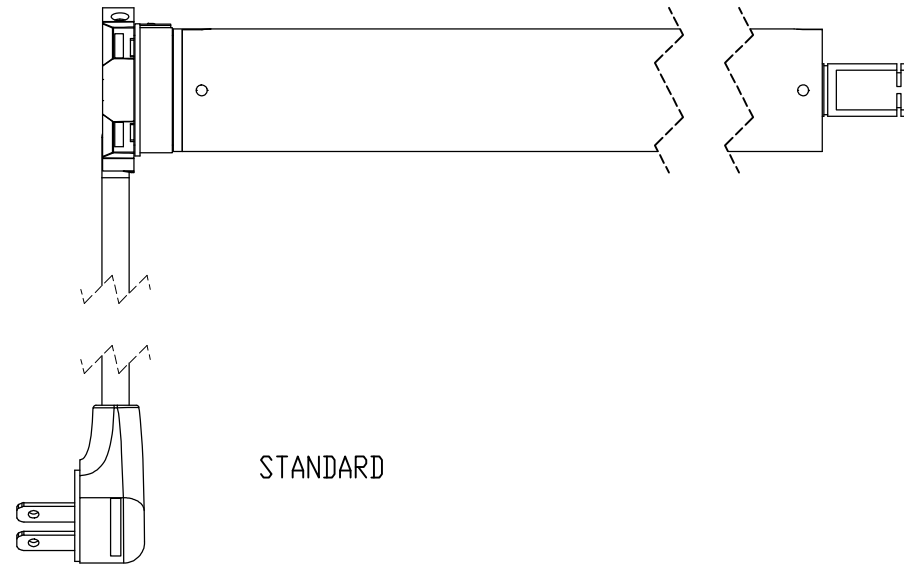
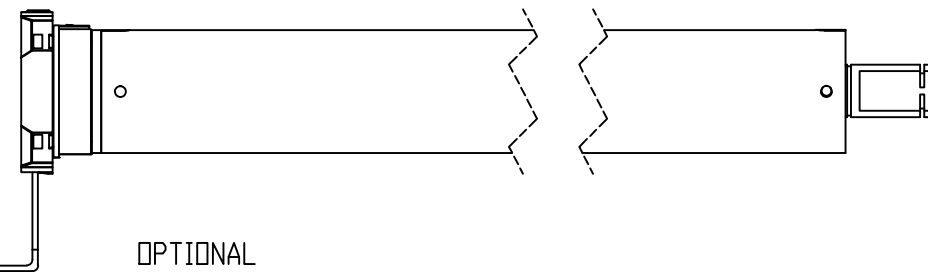


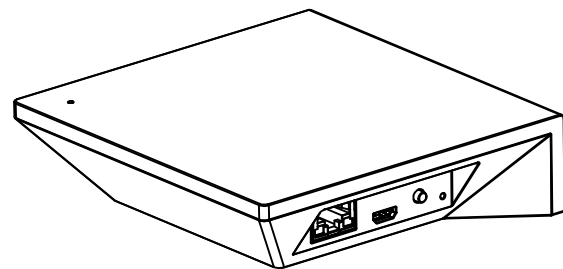
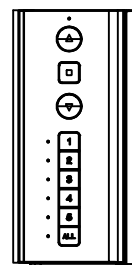

120 VAC Outlet



120 VAC Junction Box



Quick Disconnect



WIRELESS WALL SWITCH AND/OR HANDHELD RF CONTROLS AND/OR WIFI HUB AND PHONE APP

STANDARD	OPTIONAL
POWER SOURCE: 120 VAC Outlet	POWER SOURCE: 120 VAC Junction Box
Cable End: 3 Conductor NEMA Plug	Cable End: Quick Disconnect
CABLE LENGTH: 118"	CABLE LENGTH: 236"

PRODUCT SPECIFICATION SHEET

ITEM DESCRIPTION: Automate ACRF Motor / Line Voltage / Power Diagram

ITEM CODE:

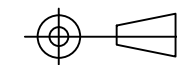


www.rolleseaacmeda.com

© ROLLEASE ACMEDA

SCALE: 1:1

DRAWN: DDawson



PROPRIETARY & CONFIDENTIAL
THE INFORMATION CONTAINED IN THIS DRAWING IS THE SOLE PROPERTY OF ROLLEASE ACMEDA. ANY REPRODUCTION IN PART OR WHOLE WITHOUT THE WRITTEN PERMISSION OF ROLLEASE ACMEDA IS PROHIBITED.

DIMENSIONS
IN "MM"

SIZE: A3
REV.