

SWITCH

FABRIC CHANGER SPLINE

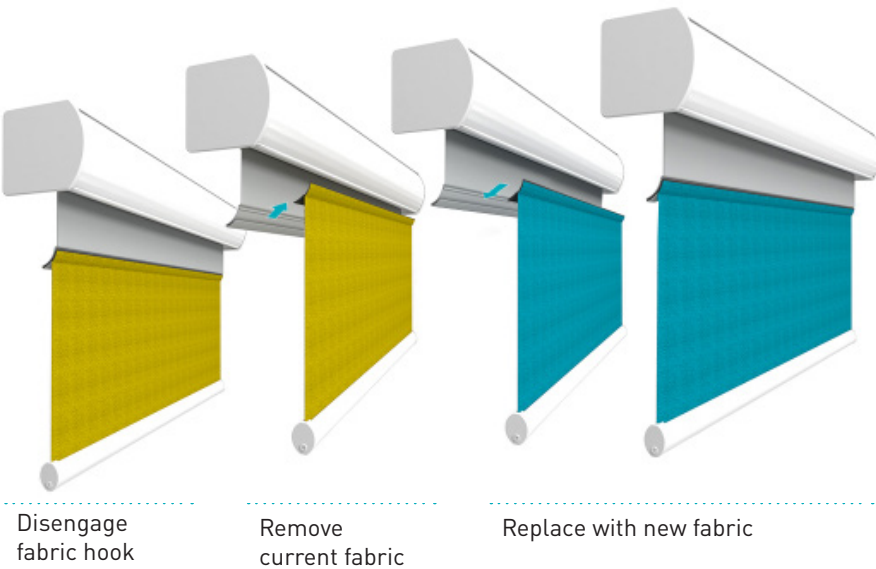


The Switch fabric changing spline solution allows you to quickly and easily update your roller shade fabric panel whether it be for aesthetic or if the panel is fatigued from high use environments. Switch offers the ideal solution for commercial applications which find a constant requirement to update the shade cloth which can in turn be a costly exercise. This allows longer term use of the hardware operating solution, with the flexibility of changing over the fabric as you please. Apartments, hotels, schools and health care buildings can change fabrics without changing the installed motor or manual shading system hardware.

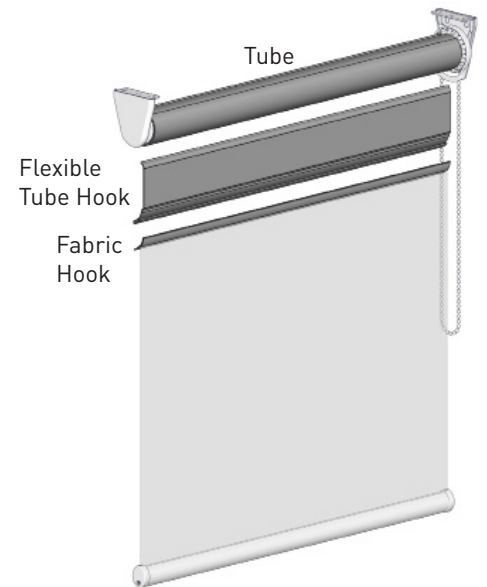
FEATURES AND BENEFITS

- Fabric panel can be changed in line with current trends.
- Tenant Improvement - Hardware can be installed and later fabric choice can be chosen and quickly installed.
- The tube can remain installed in Pocket / Fascia when fabric is changed and brackets can stay fixed.
- Fast and Easy to remove and reattach a new fabric panel to the tube.
- Ideal for hospital and aged care facilities which may require constant fabric cleaning or replacements.

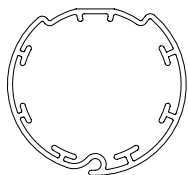
HOW IT WORKS



SCHEMATIC



TUBE SPECS



1-3/4" Tube

CODE: RB95-0238-000487
 OD: 45mm [1-3/4"]
 Length: 4.8m [16ft]

SYSTEM COMPATIBILITY

- Contract Series One Open Roll Single
- Contract Series One Open Roll Dual
- Contract Series One Medium Fascia Single
- Contract Series One Medium Fascia Dual