

# CONTRACT SERIES TWO

## Medium Fascia Roller Shade

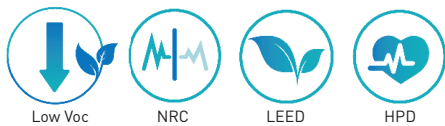
### Clutch Control



The precision engineered Rollease Acmeda Contract Series Two is the culmination of 40 years of engineering experience offering the newest technology with best in class aesthetics and industry leading features. The CS2 Medium Fascia system, with a max width of 120" (based on a 120" drop) up to 92 Sq.Ft. before linking options with the ability to link multiple panels at angles up to 90°. The CS2 Medium Fascia system utilizes our P95 Fascia and has the ability to be a "reverse roll fascia", enabling you to be able to maneuver the shade forward to avoid window and door hardware when necessary. Also, it can be a "fabric covered valance fascia", enhancing the design of the of the space. Properly balanced precision systems last a lifetime. This precision engineered manual chain control utilizes a snap-lock booster system to keep pull forces to a comfortable average of 3 lbs. with consistent bracket, clutch and OD tube diameter for a clean, consistent look and feel of all possible shading sizes in its range.

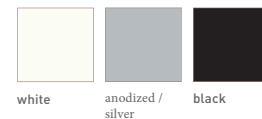
#### Features:

- With a max width of 110" (based on a 120" drop) up to 92 Sq.Ft. before linking options.
- Linking options include in-line, angled up to 45° and up to 90° coupling.
- Contract Series Two Clutch uses our patented RB09 configuration to reduce friction, stress and pressure on moving parts allowing for longer life.
- Contract Series Two RB09 clutch drive mechanism disengages to 90% of its holding force allowing for lower pull forces needed to raise larger or linked shading systems.
- Permanently lubricated clutch design made of UV stabilized Nylon with tempered high carbon steel internal springs will not degrade over time and is impervious to heat and moisture.
- Industry leading narrowest equal light gap of 1/2" per side.
- Self-locating installation feature with 10mm idler extension (1mm increments)
- Fabric Spline feature provides positive attachment of fabric to tube.
- Accepts standard and reverse roll applications



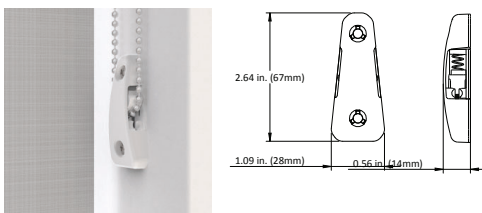
Match this solution with any of our sunscreen, blackout or high performance fabrics for a complete finished solution. See our document library for comprehensive information including HPD, LEED & NRC specifications.

#### FINISH COLORS

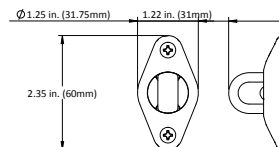


#### CHILD SAFE OPTIONS

##### Chainhold



##### Safety Hold 3



#### CHAIN OPTIONS

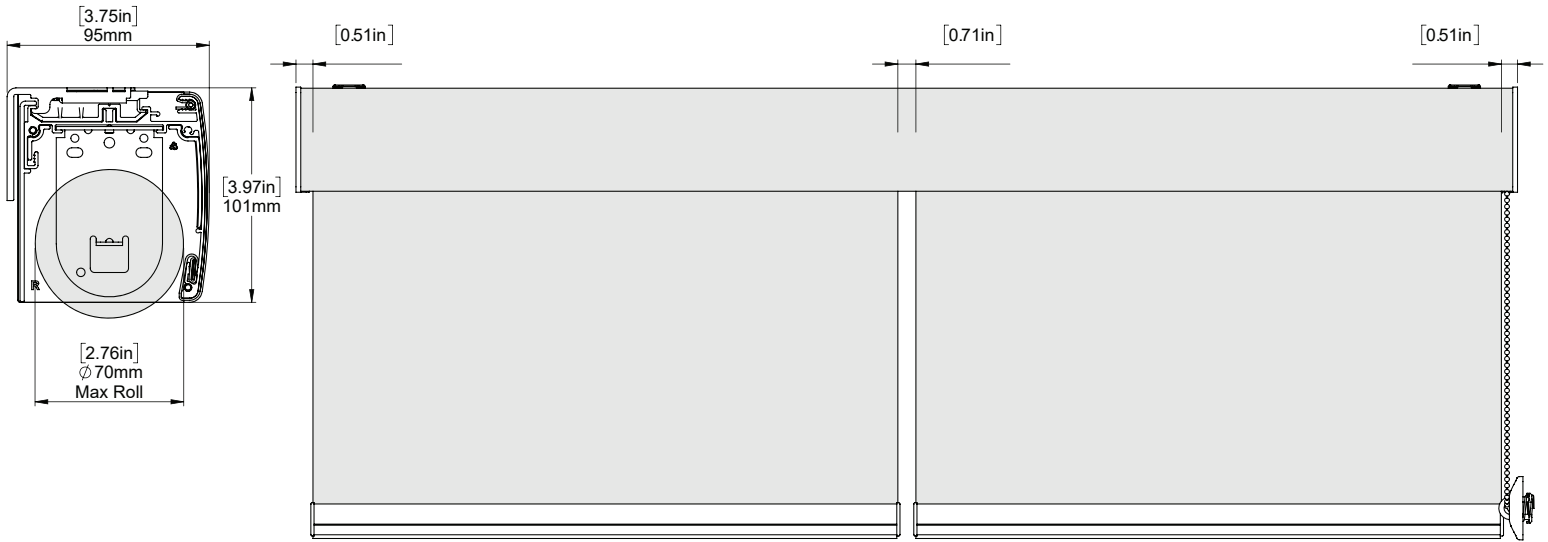
##### Stainless Steel or NPS



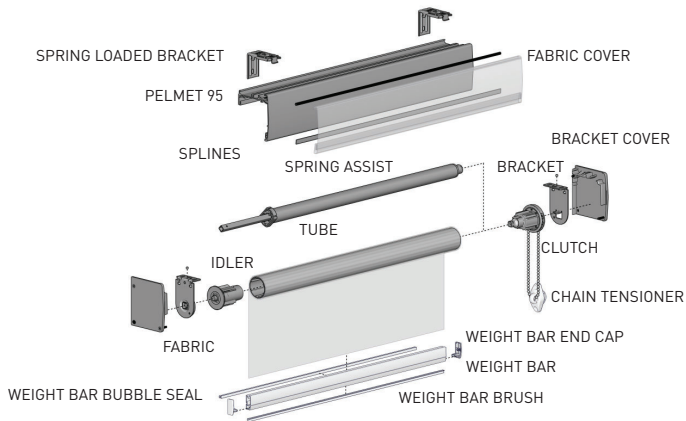
APPROXIMATELY 50-51 BALLS PER FOOT

- NICKLE PLATED STEEL: AVG. TENSILE STRENGTH 50 LBS
- STAINLESS STEEL: AVG. TENSILE STRENGTH 120 LBS

## FRONT & SIDE VIEW

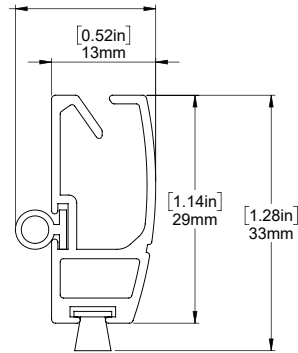


## SCHEMATIC

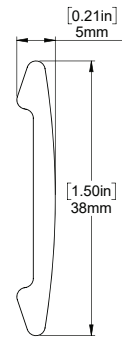


## BOTTOM RAIL OPTIONS

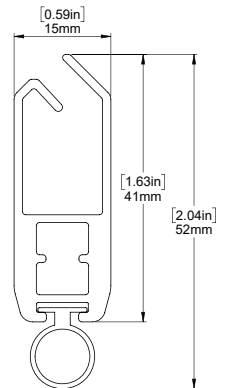
### D30 SILENT WEIGHT BAR



### INTERNAL HEM BAR



### F4115 HEM BAR



## SYSTEM UPGRADES

### 5" Pocket

[for hidden recess mounts]



### L & I Clips

[for hidden recess mounts]



### Edge Side Channels

[for improved light blackout]



### Internal Wire Guide

[supporting complex shading systems]



### Fabric Spline System

[secure attachment of fabric on a roller shade]



For more information about our Upgrade solutions, see our UPGRADE SPECIFICATION sheets.